







# Summary Report

## CPD Survey





**In general, I am in agreement that there should be some amount of mandatory CPD for lawyers.**

Response	Chart	Percentage	Count
Yes		78%	1104
No		22%	312
		<b>Total Responses</b>	<b>1416</b>







**How appropriate is the current requirement of 12 hours of CPD per year?**

Response	Chart	Percentage	Count
Much too low		1%	12
A little too low		8%	108
About right		54%	759
A little too high		23%	314
Much too high		14%	202
		<b>Total Responses</b>	<b>1395</b>







**How appropriate is the current requirement of 2 hours per year minimum for ETHICS, PRACTICE MANAGEMENT AND CLIENT CARE AND RELATIONS education?**

Response	Chart	Percentage	Count
Much too low		2%	22
A little too low		6%	85
About right		60%	836
A little too high		18%	248
Much too high		15%	205
		<b>Total Responses</b>	<b>1396</b>






### The online system for REPORTING CPD credits is easy to use.

Response	Chart	Percentage	Count
Strongly agree		28%	389
Agree somewhat		39%	541
Neither agree nor disagree		9%	121
Disagree somewhat		16%	225
Strongly disagree		7%	103
Don't know		2%	26
		<b>Total Responses</b>	<b>1405</b>

### The online system for REQUESTING APPROVAL of a course or activity for CPD credit is easy to use.

Response	Chart	Percentage	Count
Strongly agree		9%	133
Agree somewhat		19%	272
Neither agree nor disagree		12%	166
Disagree somewhat		14%	196
Strongly disagree		6%	90
Don't know		39%	550
		<b>Total Responses</b>	<b>1407</b>

### How reasonable are the criteria used to determine whether an activity or program qualifies for CPD credits?

Response	Chart	Percentage	Count
Much too lenient		1%	12
A little too lenient		3%	47
About right		30%	426
A little too restrictive		14%	198
Much too restrictive		9%	125
Don't know		43%	604
		<b>Total Responses</b>	<b>1412</b>



**To what extent are the following a barrier to satisfying your annual CPD requirement.**





	Strong barrier	Modest barrier	Not a barrier	Total
Cost	504 (36%)	500 (35%)	415 (29%)	1419
Geographic location	231 (16%)	336 (24%)	852 (60%)	1419
Availability of topics in my practice area	307 (22%)	446 (31%)	666 (47%)	1419
Time	341 (24%)	594 (42%)	477 (34%)	1412

**How do you expect to satisfy your CPD requirements this year? Rank from 1 to 8 with 1 your first preference, 2 your second and so on.**








	1	2	3	4	5	6	7	8	Total
Live courses	620 (50%)	297 (24%)	144 (12%)	64 (5%)	34 (3%)	25 (2%)	13 (1%)	51 (4%)	1248
On-line courses	313 (28%)	408 (36%)	173 (15%)	87 (8%)	51 (4%)	36 (3%)	23 (2%)	44 (4%)	1135
Study groups	106 (13%)	134 (16%)	139 (17%)	135 (17%)	71 (9%)	50 (6%)	69 (8%)	109 (13%)	813
In-house education	183 (21%)	193 (22%)	190 (21%)	96 (11%)	54 (6%)	30 (3%)	44 (5%)	96 (11%)	886
Teaching	88 (11%)	94 (12%)	135 (17%)	99 (12%)	86 (11%)	102 (13%)	84 (10%)	118 (15%)	806
Writing	40 (6%)	50 (7%)	52 (8%)	86 (13%)	108 (16%)	142 (21%)	95 (14%)	112 (16%)	685
Mentoring	14 (2%)	23 (4%)	41 (6%)	99 (15%)	104 (16%)	99 (15%)	134 (21%)	125 (20%)	639
Other (please specify below)	55 (24%)	36 (15%)	27 (12%)	10 (4%)	13 (6%)	4 (2%)	8 (3%)	80 (34%)	233

**Over time, I believe the annual CPD requirement is likely to strengthen the quality of the legal services that BC lawyers provide their clients.**








Response	Chart	Percentage	Count
Strongly agree		15%	214
Agree somewhat		36%	513

Neither agree nor disagree		18%	256
Disagree somewhat		15%	210
Strongly disagree		13%	188
Don't know		2%	29
		<b>Total Responses</b>	<b>1410</b>

### How many years have you practised law?

Response	Chart	Percentage	Count
Less than 5		12%	166
5 to 10 years		15%	210
11 to 15 years		12%	175
16 to 20 years		14%	197
21 to 25 years		18%	246
26 to 30 years		12%	162
Over 30 years		18%	249
		<b>Total Responses</b>	<b>1405</b>

### The size of the firm in which I practise is:

Response	Chart	Percentage	Count
I am a sole practitioner		24%	335
2 to 4 lawyers		19%	262
5 to 9 lawyers		9%	130
10 to 24 lawyers		9%	130
25 to 49 lawyers		4%	57
Over 50 lawyers		10%	142
I do not practise in a law firm (corporate/government counsel, etc.)		25%	350
		<b>Total Responses</b>	<b>1406</b>